



# Congratulations Jeff Teletzke "T's Tornado" CHAMPIONS 2007


## PCL SUPER BOWL

<b>1</b>	<b>T's Tornado 10-4</b>	<b>81</b>				<b>LEAGUE INCOME =</b>	<b>\$1,320</b>
	\$130		<b>T's Tornado 10-4</b>	<b>101</b>		<b>BRACKET PAYOUT =</b>	<b>\$930.00 70%</b>
<b>4</b>	<b>LG Inc 9-5</b>	<b>68</b>		\$50.00		<b>T's Tornado 10-4</b>	
	\$110					<b>PCL Champion</b>	<b>\$330.00</b>
<b>3</b>	<b>C&amp;T Express 9-5</b>	<b>102</b>				<b>\$510.00</b>	<b>Totals 38.6%</b>
	\$130		<b>C&amp;T Express 9-5</b>	<b>100</b>		<i>If the 4th place Team wins Champ would get</i>	
<b>2</b>	<b>Playmakers 9-5</b>	<b>81</b>		\$50.00			<b>\$490.00</b>
	\$130						

## RED BOWL

<b>5</b>	<b>S&amp;S Stampede 8-6</b>	<b>59</b>				<b>LEAGUE INCOME =</b>	<b>\$1,320</b>
			<b>G&amp;G BearPack 7-7</b>	<b>90</b>		<b>BRACKET PAYOUT =</b>	<b>\$140.00 10.6%</b>
<b>8</b>	<b>G&amp;G BearPack 7-7</b>	<b>84</b>		\$20.00		<b>G&amp;G BearPack 7-7</b>	
						<b>RED Bowl Winner</b>	<b>\$100.00</b>
<b>7</b>	<b>Grds Gamblers 7-7</b>	<b>80</b>				<b>\$120.00</b>	<b>Totals 9.1%</b>
			<b>Grds Gamblers 7-7</b>	<b>68</b>			
<b>6</b>	<b>B&amp;B Xpress 7-7</b>	<b>79</b>		\$20.00			

## PINK BOWL

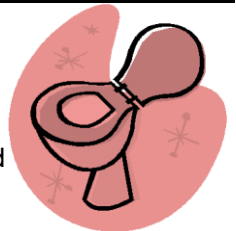
<b>9</b>	<b>Frk's Footerballers 5-9</b>	<b>92</b>				<b>LEAGUE INCOME =</b>	<b>\$1,320</b>
			<b>Frk's Footerballers 5-9</b>	<b>88</b>		<b>BRACKET PAYOUT =</b>	<b>\$80.00 6.1%</b>
<b>12</b>	<b>BlitzKraig 4-10</b>	<b>87</b>		\$15.00		<b>B&amp;C Bullets 4-10</b>	
						<b>PINK Bowl Winner</b>	<b>\$50.00</b>
<b>11</b>	<b>B&amp;C Bullets 4-10</b>	<b>98</b>				<b>\$65.00</b>	<b>Totals 4.9%</b>
			<b>B&amp;C Bullets 4-10</b>	<b>103</b>			
<b>10</b>	<b>Sunday Soakers 5-9</b>	<b>52</b>		\$15.00			

The two PINK Bowl losers will play in the dreaded TOILET BOWL and have the distinction of being the worst team in the PCL Fantasy League. The TOILET BOWL lowest score buys a round (Loser)

<b>BlitzKraig 4-10</b>	<b>91</b>
<b>Sunday Soakers 5-9</b>	<b>108</b>

### BlitzKraig 4-10

TOILET Bowl Champion (Loser)  
Buys a round



Owners Fees 12 x 110.00 =	\$ 1,320.00	<b>Total Billed Income</b>		Brackets Payouts =	\$ 1,150.00	87.1%
Owners Not Paid =	\$ -	<b>\$ 1,493.00</b>		Program Fee =	\$ 130.00	9.8%
Income from Owners =	\$ 1,320.00	<b>Payouts to Date</b>		Commissioner Fee =	\$ -	0.0%
\$40 + Transaction Fees =	\$ 173.00	<b>\$ 1,062.00</b>		Added Transactions Money =	\$ 40.00	
<b>Total Income =</b>	<b>\$ 1,493.00</b>	<b>MONEY ON HAND TO DATE</b>		<b>Total Payouts =</b>	<b>\$ 1,320.00</b>	
		<b>\$ 165.00</b>				

<b>PRISON CITY</b>	<b>League Fee</b>	<b>Free Agents</b>	<b>Paid Team Entry Fees</b>	<b>D-Win \$130 4th Place \$110</b>	<b>1st Rd Win</b>	<b>Bowl Win</b>	<b>Paid Free Agent Fees</b>	<b>Money Owed To Owners</b>	<b>Money Paid To Owners</b>
C&T Express	\$ 110.00	\$ 11.00	\$ 110.00	\$ 130.00	\$ 50.00			\$169.00	169.00
T's Tornados	\$ 110.00	\$ 5.00	\$ 110.00	\$ 130.00	\$ 50.00	\$ 330.00		\$505.00	505.00
BlitzKraig	\$ 110.00	\$ 8.00	\$ 110.00				\$ 8.00	\$0.00	
LG Inc	\$ 110.00	\$ 17.00	\$ 110.00	\$ 110.00				\$93.00	93.00
B&C Bullets	\$ 110.00	\$ 13.00	\$ 110.00		\$ 15.00	\$ 50.00		\$52.00	52.00
S&S Stampede	\$ 110.00	\$ 26.00	\$ 110.00				\$ 26.00	\$0.00	
G&G BearPack	\$ 110.00	\$ 7.00	\$ 110.00		\$ 20.00	\$ 100.00		\$113.00	113.00
Playmakers	\$ 110.00	\$ 19.00	\$ 110.00	\$ 130.00				\$111.00	111.00
Sunday Soakers	\$ 110.00	\$ 8.00	\$ 110.00					(\$8.00)	
B&B Xpress	\$ 110.00	\$ 3.00	\$ 110.00				\$ 3.00	\$0.00	
Guards Gamblers	\$ 110.00	\$ 16.00	\$ 110.00		\$ 20.00			\$4.00	4.00
Frank's Footerballers	\$ 110.00		\$ 110.00		\$ 15.00			\$15.00	15.00
<b>Fri - Jan 18, 2008 16:42</b>	<b>\$ 1,320.00</b>	<b>\$ 133.00</b>	<b>\$ 1,320.00</b>	<b>\$ 500.00</b>	<b>\$ 170.00</b>	<b>\$ 480.00</b>	<b>\$ 37.00</b>	<b>\$1,062.00</b>	<b>1,062.00</b>

Transactions Fees not Paid 2007 **(\$8.00)**

**UPDATED**  
**Friday, January 18, 2008**

**Division Champion**  
1) Best Record  
2) Best Division Record  
3) Total Points  
4) Head-to-Head  
5) Point Differential Head-To-Head,  
6) Coin Toss

**Wild Card Team**  
1) Best Record  
2) Best Division Record (Same Division)  
3) Total Points  
4) Coin Toss

<b>Power Rankings</b>		<b>Breakdown</b>					<b>League Playoff Standings</b>				
	<b>Team</b>	<b>Win</b>	<b>Lose</b>	<b>Tie</b>	<b>Pct</b>	<b>Rank</b>	<b>L-Won</b>	<b>L-Lost</b>	<b>L-Pct</b>	<b>L-Div</b>	<b>D-Lead</b>
1	T's Tornados 10-4	117	37	0	0.760	36	10	4	0.714	<b>B&amp;B</b>	<b>1</b>
2	Playmakers 9-5	87	67	0	0.565	31	9	5	0.643	<b>M.R.</b>	<b>1</b>
3	C&T Express 9-5	80	74	0	0.519	23	9	5	0.643	<b>F.T.</b>	<b>1</b>
4	LG Inc 9-5	90	64	0	0.584	31	9	5	0.643	<b>F.T.</b>	
5	S&S Stampede 8-6	83	71	0	0.539	26	8	6	0.571	<b>B&amp;B</b>	
6	B&B Xpress 7-7	80	74	0	0.519	21	7	7	0.500	<b>F.T.</b>	
7	Grds Gamblers 7-7	80	74	0	0.519	20	7	7	0.500	<b>M.R.</b>	
8	G&G BearPack 7-7	66	88	0	0.429	13.5	7	7	0.500	<b>B&amp;B</b>	
9	Frk's Footerballers 5-9	66	88	0	0.429	9	5	9	0.357	<b>B&amp;B</b>	
10	Sunday Soakers 5-9	40	114	0	0.260	5.5	5	9	0.357	<b>M.R.</b>	
11	B&C Bullets 4-10	72	82	0	0.468	11.5	4	10	0.286	<b>F.T.</b>	
12	BlitzKraig 4-10	63	91	0	0.409	6.5	4	10	0.286	<b>M.R.</b>	

**The Power ranking of a team is based on the team's standing in three categories:**

- 1) Win/Loss Record
- 2) Total Points
- 3) Breakdown = Wins and Loses against all Teams each week.

The Breakdown category calculates how your team would have done had it played all the other teams each week of the season.

Within these categories, "power" points are awarded Rotisserie-style. For example, if there are 12 teams in your league, the team with the best Win/Loss record would receive 12 points for that category, the team with the next best record would receive 11 points, and so on, with the team with the worst record receiving 1 point. The same ranking system is applied for Total Points and for Breakdown. The scores for each category are then totaled to create the overall Power ranking.